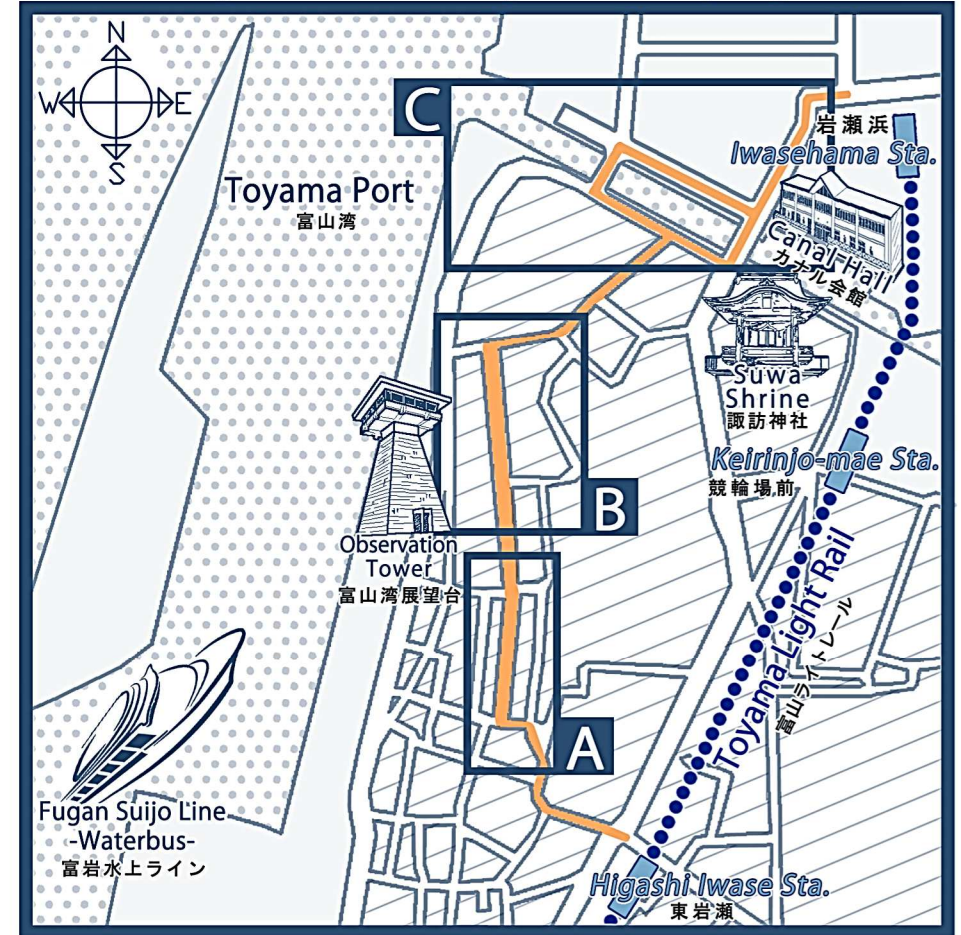
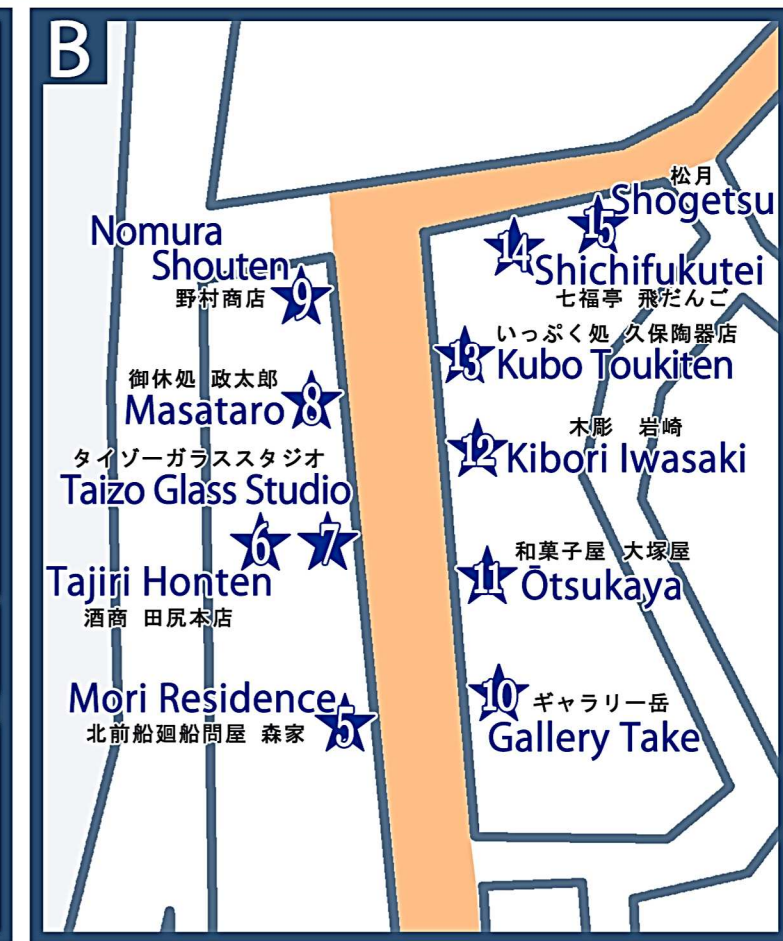
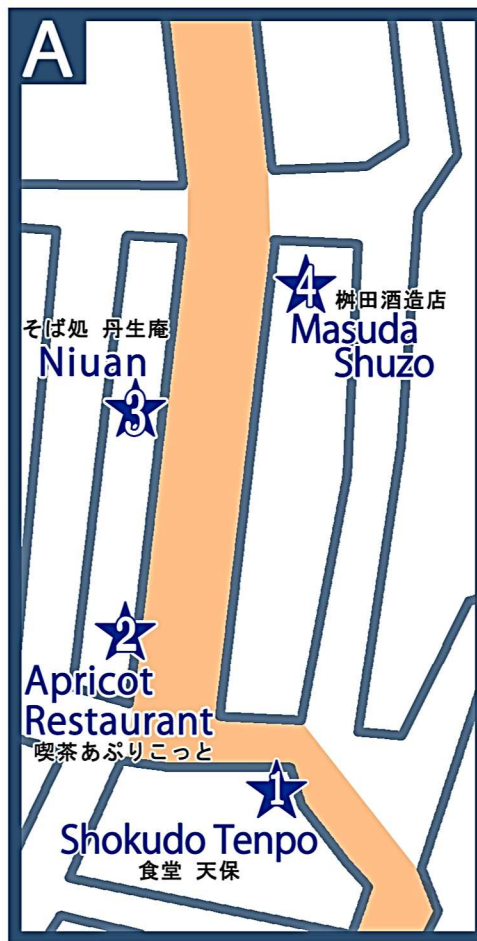
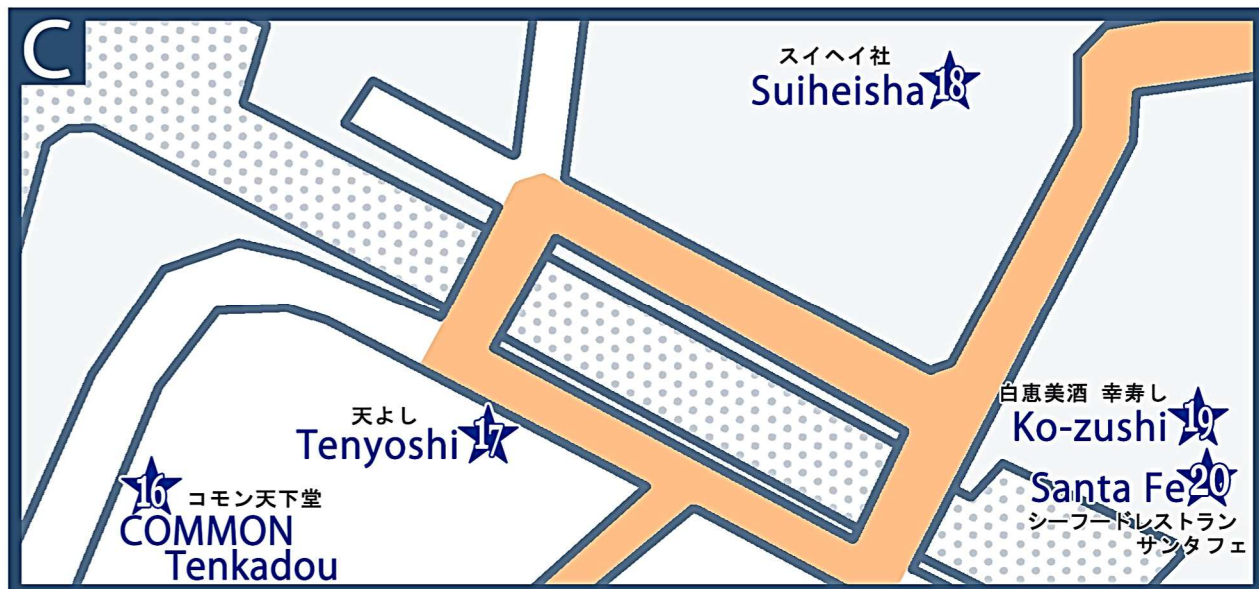


# The Map of the Iwase District

Where the historic canal meets the modern tramline, there is a famous seaport town called "Iwase". The town was nationally recognized for its history of "Kitamae-bune" trading ship and its agents called "Kaisendonya" during the Edo Era through the Meiji Era. Located 25 minutes away from the north gate of Toyama station by Toyama light-rail or instead of taking tram, you could take a waterbus from Kansui Park (see reverse side for more info.) Iwase offers townhouses built with architectural style called "Machiya" along the historic street (marked in orange color in the map below), and reflects the traditions of Japanese seaport town through the eras. While you are exploring the rich history and memorable architectures, you could taste its local food and sweets. Many townhouses from the Meiji Era still remain and used as café and eatery, art gallery, sake brewery, and antique shop. While stroll around Iwase, you would be able to imagine when the old seaport town was young.



<p><b>1. Shokudo Tenpo</b> -Japanese Restaurant</p> <p>Address: 459 Higashiiwase-machi Toyama-shi Lunch:11am - 2pm Dinner:4pm - 9pm Closed: Wednesdays</p>	<p><b>2. Apricot</b> -Restaurant &amp; Cafe</p> <p>Address: 304 Higashiiwase-machi Toyama-shi Weekday:10am - 9pm Sundays:10am - 5pm Closed: Not scheduled</p>	<p><b>3. Niuan</b> -Soba Restaurant</p> <p>Address: 336 Higashiiwase-machi Toyama-shi Lunch:11:30am - 2pm Dinner: Close Closed: Mondays</p>	<p><b>4. Masuda Shuzo</b> -Sake Brewery &amp; Store</p> <p>Address: 269 Higashiiwase-machi Toyama-shi Lunch:9am - 5pm Dinner: Closed Closed: Weekends</p>	<p><b>5. Mori Residence</b> -National Important Cultural Property</p> <p>Address: 108 Higashiiwase-machi Toyama-shi Open: 9am-4:30pm Adults: 100yen Kids: 50yen</p>	<p><b>6. Tajiri Honten</b> -Liquor Store</p> <p>Address: 102 Higashiiwase-machi Toyama-shi Opens:10am - 7pm Sundays:10am - 6pm Closed: Mondays</p>												
<p><b>7. Taizo Glass Studio</b> -Studio &amp; Gallery</p> <p>Address: 102 Higashiiwase-machi Toyama-shi Open:11am-2pm Closed: Tuesdays Thursdays Saturdays</p>	<p><b>8. Masataro</b> -Japanese Sweets</p> <p>Address: 95 Iwaseomachi Toyama-shi Opens:11am - 4pm Closed: Not Scheduled</p>	<p><b>9. Nomura Shouten</b> - Japanese Delicatessen</p> <p>Address: 90-1 Iwaseomachi Toyama-shi Opens:8:30am - 6pm Closed: Sundays 2nd &amp; 4th Mondays</p>	<p><b>10. Gallery Take</b> -Pottery Gallery</p> <p>Address: 146 Higashiiwase-machi Toyama-shi Please call them in advance!! ☎090-6812-9549</p>	<p><b>11. Otsukaya</b> -Japanese Sweets</p> <p>Address: 152 Iwaseomachi Toyama-shi Opens:8:30am-5pm Sundays:8:30am-4pm Closed: Mondays</p>	<p><b>12. Kibori Iwasaki</b> -Wood Carving</p> <p>Address: 154-2 Higashiiwase-machi Toyama-shi Please call them in advance!! ☎090-6812-9549</p>												
<p><b>13. Kubo Toukiten</b> -Cafe &amp; Pottery gallery</p> <p>Address: 169-1 Iwaseomachi Toyama-shi Opens:9am-6pm Closed: Mondays</p>	<p><b>14. Shichifukutei</b> - House of Tobi-dango</p> <p>Address: 36 Iwase minato-machi Toyama-shi Opens: 8am til' they're gone! Closed: 2nd and 4th Sundays</p>	<p><b>15. Shogetsu</b> - Traditional Japanese Cuisine</p> <p>Address: 116 Iwase minato-machi Toyama-shi Opens:11am-9pm RESERVATION REQUIRED!!</p>	<p><b>16. COMMON Tenkadou</b> -Restaurant &amp; Cafe</p> <p>Address: 82 Iwaseirifune-cho Toyama-shi Opens:10am-7pm Closed:Tuesdays</p>	<p><b>Fugan Suijo Line (Waterbus)</b></p> <p>Cruises along the historic Fugan canal between Iwase (Canal Hall) and the Kansui Park (located in the North side of the Toyama sta.), through Nakajima Komon lock gate that is designated as nationally important cultural property. There are many nature reserves along the canal so you can enjoy the view of each season. You could take the waterbus when you go to Iwase or go back to Kansui Park. A ticket for the waterbus comes with free one-way ticket for the Toyama Light-Rail, thus we recommend you to take the waterbus when you go to Iwase, and then take the Light-Rail when you come back to the Kansui Park.</p>													
<p><b>17. Tenyoshi</b> -Tempura Restaurant</p> <p>Address: 82 Iwasematsubara-cho Toyama-shi Lunch:10am-2pm Dinner: 5pm - 9:30pm Closed:Wednesdays</p>	<p><b>18. Suiheisha</b> -Antique Shop</p> <p>Address: 34 Iwasetenjin-machi Toyama-shi Opens:11am - 7pm Closed: Thursdays</p>	<p><b>19. Santa Fe</b> -Seafood Restaurant</p> <p>Address: 48 Iwasetenjin-machi Toyama-shi Opens:9:30am-8pm Closed: Thursdays</p>	<p><b>20. Shiroebisu Kouzushi</b> -Sushi Restaurant</p> <p>Address: 48 Iwasetenjin-machi Toyama-shi Lunch:11:30am-2pm Dinner:5pm - 9pm Closed: Thursdays</p>	<table border="1" style="width: 100%; border-collapse: collapse;"> <thead> <tr> <th colspan="2">To Iwase / 1,500yen (Depart from Kansui Park)</th> <th colspan="2">To Kansui Park/1,500yen (Depart from Iwase)</th> </tr> </thead> <tbody> <tr> <td style="text-align: center;"><b>1</b></td> <td style="text-align: center;">10:10am (60 mins to Iwase)</td> <td style="text-align: center;"><b>1</b></td> <td style="text-align: center;">11:25am (70 mins to Kansui Park)</td> </tr> <tr> <td style="text-align: center;"><b>2</b></td> <td style="text-align: center;">1:20pm (60 mins to Iwase)</td> <td style="text-align: center;"><b>2</b></td> <td style="text-align: center;">2:35pm (70 mins to Kansui Park)</td> </tr> </tbody> </table>		To Iwase / 1,500yen (Depart from Kansui Park)		To Kansui Park/1,500yen (Depart from Iwase)		<b>1</b>	10:10am (60 mins to Iwase)	<b>1</b>	11:25am (70 mins to Kansui Park)	<b>2</b>	1:20pm (60 mins to Iwase)	<b>2</b>	2:35pm (70 mins to Kansui Park)
To Iwase / 1,500yen (Depart from Kansui Park)		To Kansui Park/1,500yen (Depart from Iwase)															
<b>1</b>	10:10am (60 mins to Iwase)	<b>1</b>	11:25am (70 mins to Kansui Park)														
<b>2</b>	1:20pm (60 mins to Iwase)	<b>2</b>	2:35pm (70 mins to Kansui Park)														

\*Tickets sold on the day at the boarding place in Kansui Park.