

English Version

Welcome

TOYAMA CITY

GUIDE MAP

● Official Toyama City Travel Guide TOYAMA NET

<http://www.toyamashi-kankoukyoukai.jp/en/>





Tips for Taking Trams



PORTAM
(Toyama Light Rail)



City Tram



CENTRAM
(City Tram Loop Line)



Wait for a tram at the tram stop to board.



When nearing the tram stop where you want to get off, press the buzzer in the tram car to inform the driver.

How to use the trams?



When arriving at the tram stop where you want to get off, put the correct fare in the box next to the driver's seat before exiting.

- Fare: Adult 240 yen, Child 120 yen
- If you have a pass, show it to the driver before getting off.

Welcome to Toyama

“Complimentary Tram Ticket” for International Guests

You can get free tickets of next generation tram system “PORTAM” & “CENTRAM” which run through city center and Iwase area. Tickets are available at hotel front desk. Please inquire tickets availability at your hotel.

One-Day Pass for City Tram and Bus

This pass allows the holder to freely “hop on hop off” trams and buses around the city of Toyama for one day (within the ¥280 range from Toyama Sta.).

Fare: Adults: 650 yen; Children: 330 yen

Where to buy: Toyama Information Center, Dentetsu Toyama Station, Minami-Toyama Station, Inarimachi Station, Toyama Chitetsu Ticket Center, Nishicho Ticket Center, Toyama Station Chitetsu Bus Information Center, Toyama Chitetsu Automobile Office

Closed: Year-end/New Year holiday

Phone: 076-432-3456 (Toyama Chihou Railway)



Facilities/Contact Numbers

Toyama City Center Area

- Toyama Castle Park**
070-8529-6677
- Samurai Experience Toyama**
076-439-0800 (Open 9:00 - 17:30)
- Toyama City Hall Observation Tower**
076-443-2117
(Apr. 1 - Oct. 31
Open 9:00 - 21:00 on weekdays
10:00 - 21:00 on weekends and holidays)
(Nov. 1 - Mar. 31
Open 9:00 - 18:00 on weekdays
10:00 - 18:00 on weekends and holidays)
- Matsu River Boat Cruise**
076-425-8440
- Grand Plaza**
- CENTRAM (City Tram Loop Line)**
076-421-2631
- Fugan Canal Park**
076-444-6041
- Toyamako Line**
- Toyama Municipal Folkcraft Village**
076-433-8270 (Open 9:00 - 17:00)
- Kureha Hills Observation Point**
076-443-2111
- Toyama City Family Zoo**
076-434-1234
(Mar. 15 - Nov. 30 Open 9:00 - 16:30)
(Dec. - Feb. Open 10:00 - 15:30)
- Toyama Glass Studios**
076-436-2600 (Open 9:00 - 17:00)

Museums

- Toyama Glass Art Museum**
076-461-3100 (Open 9:30 - 18:00)
- Toyama Castle History Museum**
076-432-7911 (Open 9:00 - 17:00)
- Sato Museum of Art and Tea Ceremony**
076-432-9031 (Open 9:00 - 17:00)
- Toyama Science Museum**
076-491-2123 (Open 9:00 - 17:00)
- Koshinokuni Museum of Literature**
076-431-5492 (Open 9:30 - 18:00)
- Toyama Prefectural Museum of Art and Design**
076-431-2711 (Open 9:30 - 18:00)
- Suiboku Museum of Black Ink Wash Painting**
076-431-3719 (Open 9:30 - 18:00)
- Rakusui-tei Museum of Art**
076-439-2200 (Open 10:00 - 17:00)
- Shusui Museum of Art**
076-425-5700 (Open 10:00 - 17:00)
- Millet Art Gallery**
076-423-7220 (Open 10:00 - 17:00)

Iwase & Mizuhashi Area

- Mori 19th Century Residence (Currently closed)**
Former Baba Family Residence
- Iwase Hikiyama Festival (May 17 & 18)**
076-437-9715
- Iwase Beach**
- Mizuhashi Fisharena (Marine Recreation Facilities)**
076-482-3939 (Open 8:30 - 17:30)
- Canal Cruise-Fugan Suijo Line**
(Scheduled to open from late March to early January next year)
076-482-4116

Yatsuo Area

- Suwamachi Main Street**
(Selected as one of the best 100 streets in Japan)
- Stone Wall Streetscape**
- Keijusha (Japanese Traditional Paper Exhibit)**
076-455-1184 (Open 10:00 - 17:00)
- Yatsuo Hikiyama Museum**
076-454-5138 (Open 9:00 - 17:00)
- Owara Museum**
076-455-1780 (Open 9:00 - 17:00)

Important/Contact Numbers

Transportation

JR West Japan
Hokuriku Information Center
076-265-5655
Open 7:00 - 22:00

Toyama Airport Information
(Domestic)
076-495-3100
Open 6:20 - 21:10

Toyama Chihou Railway
Telephone Center
076-432-3456
Open 8:30 - 17:30
Closed on weekends, national holidays,
and the New Year holidays

Ainokaze Toyama Railway (Headquarters)
076-444-1300
Open 8:30 - 17:15
Closed on weekends, national holidays,
and year-end and New Year holidays

Airline Companies

ANA (All Nippon Airways)
0570-029-222

China Southern Airlines
Toyama Branch
076-413-2360

China Eastern Airlines
Toyama Branch
076-428-5060

China Airlines
Toyama Sales Office
052-202-7117

Emergency Contacts

Police
110

Ambulance
119

Tourist Information

Toyama City Tourist Information Center
1-45 Honmaru, Toyama City (In Toyama Castle Park)
076-439-0800
Open 9:00 - 17:30 (Dec. 1 - Mar. 15 Open 9:00 - 17:00)
Closed on year-end and New Year holidays

Toyama Tourist Information Center
1-230 Meirin-cho, Toyama City
(Clarite 1F, Toyama Station)
Open 8:00 - 20:00
Open all year round

Toyama Yatsuo Tourist Association
076-454-5138

Accommodation Information

Toyama Hotel Ryokan Association
076-441-4796



Iwase & Mizuhashi Area

Port town with distinctive historical and cultural features

The Iwase area once prospered as a port of call for the Kitamae cargo vessel, and is currently home to a number of historically valuable buildings. These have been preserved along Omachi Niikawamachi Street, which was designated a Japan Heritage site in May 2018. Another feature of this area is the Fugan Suijo Line, a canal cruise connecting Fugan Canal Park and Iwase.




Traditional Artisans' Street
Mori 19th Century Residence



Iwase Canal Hall



Canal Cruise-Fugan Suijo Line



Iwase Beach



Iwase Hikiyama Festival



Mizuhashi Fisharena

Iwase Tour

Half Day Course

Toyamaeki Station

Toyamako Line 23 min ride

HigashiIwase Station

10 min walk

Traditional Artisans' Street

Mori 19th Century Residence
(Currently closed)
Former Baba Family Residence

5 min walk

Toyama Port Observatory

10 min walk

Iwase Canal Hall

① 3 min walk ② Tour Boat
70 min ride

Iwasehama Station

Fugan Canal Park

Toyamako Line 29 min ride 10 min walk

Toyamaeki Station

Approx. Cost including fares
and admission fees

Route ① 700 yen

Route ② 3,000 yen



Yatsuo Area

Hometown of Owara Kaze no Bon (Harvest Wind Festival)

A hilly town, Yatsuo boasts a variety of traditional cultural aspects, such as the nationally famous folk song, "Owara," and the luxuriously decorated Hikiyama floats. The Owara song is played both during the pre-event and the actual days of the Kaze no Bon Festival accompanied by the melancholic sound of the two string instruments, shamisen and kokyū, and an elegant dance. The Machinagashi parade is one of the main features of this festival.



Stone Wall Streetscape (Feb.)




Keijusha



Yatsuo Hikiyama Museum



Owara Kaze no Bon Festival (Harvest Wind Festival) Pre-Event



Owara Museum

Yatsuo Tour

Half Day Course

Toyama Station

25 min

Etchu-Yatsuo Station

Bus 4 min ride

Yatsuo Gyosei Service Center-mae

7 min walk

Stone Wall Streetscape

10 min walk

Keijusha

10 min walk

Yatsuo Hikiyama Museum

3 min walk

Suwamachi Main Street

10 min walk

Owara Museum

5 min walk

Yokomachi

Bus 4 min ride

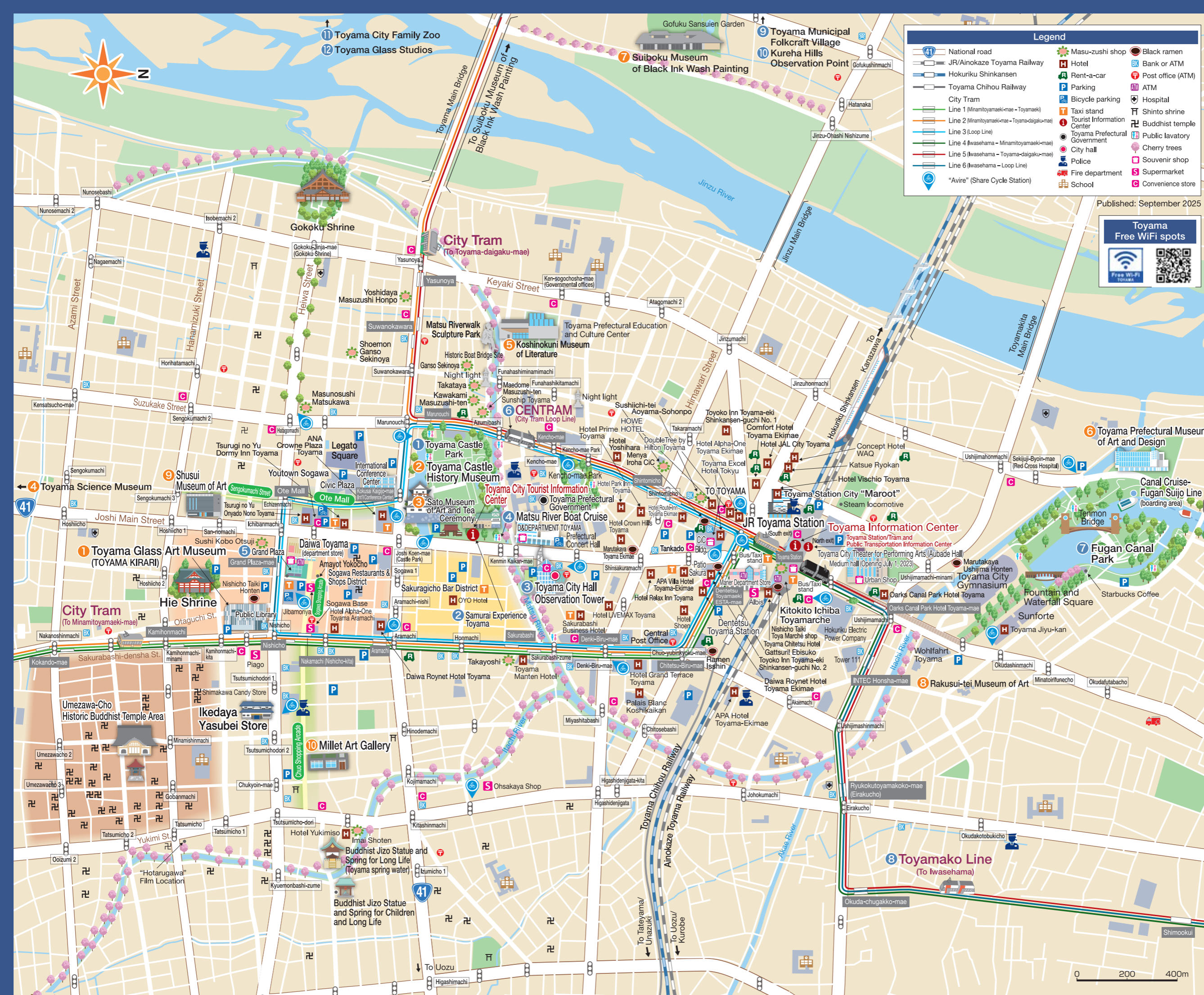
Etchu-Yatsuo Station

25 min

Toyama Station








Approx. Cost including fares
and admission fees

2,300 yen



Toyama Station Area Map



 Community Bus "Maidohaya"
  Express Bus
  Tram Station
 Local Bus (Toyama Station)
  Local Bus (Toyama Station kita-guchi)
 Taxi Stand
  "Avire" (Share Cycle Station)

Share Cycle



Rental Station Sign



- Share Cycle “Avire”
- One-day pass: Available at the Toyama Tourist Information Center, partner hotels and partner bicycle parking locations
- Two-day pass: Available on the Cyclocity app.

Basic fee: 500 yen (plus 500 yen deposit required for one-day pass)

Usage fee: The following fees apply per ride when used for 31 minutes or longer.

0 to 30 min	Free!
31 to 60 min	200 yen
Every 30 min after 61 min	500 yen

Phone: 0120-979-496
(Cyclocity Toyama Support Center)

Recommended Downtown Walking Route Half Day Course

START Toyama Station

8 min walk

Toyama City Hall Observation Tower ③

2 min walk

Toyama Castle Park

1 min walk

Sato Museum of Art and Tea Ceremony ③
Tovama Castle History Museum ②

10 min walk


Toyama Glass Art Museum

5 min walk

Ikedaya Yasubei Shoten

Loop Line 10 mi

GOAL Toyama Station



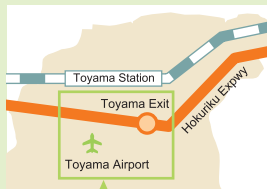
Toyama City Hall
Observation Tower



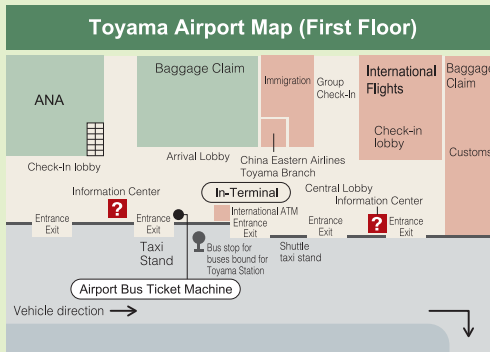
Toyama Castle History Museum



Toyama Airport Area



It takes approx. 30 minutes by Airport Bus or taxi from Toyama Airport to the city center.



Transportation/Destination	Approximate Travel Times	
Toyama City Center Area	Approx. 30 mins.	
Yatsuo Area	Approx. 30 mins.	
Tateyama Town Area	Approx. 1 hr.	
Toyama Station	Approx. 30 mins.	

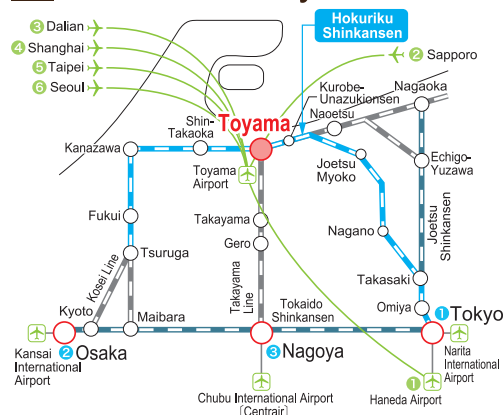
Issued by Toyama City Tourism Division

7-38 Shinsakura-machi, Toyama City, Toyama 930-8510
Phone: 076-443-2072

2025.9



Access to Toyama



Transportation	Approximate Travel Times
Airplane	
① From Tokyo (Haneda Airport) / ANA	Approx. 1 hr.
② From Hokkaido (New Chitose Airport) / ANA	Approx. 1 hr. 30 mins.
③ From Dalian / China Southern Airlines	Approx. 2 hrs. 15 mins.
④ From Shanghai / China Eastern Airlines	Approx. 3 hrs.
⑤ From Taipei	Not in operation (as of July 2025)
⑥ From Seoul	Not in operation (as of July 2025)
JR	
① From Tokyo (Hokuriku Shinkansen)	Approx. 2 hrs. 05 mins.
② From Osaka (Limited Express Thunderbird, Hokuriku Shinkansen)	Approx. 2 hrs. 35 mins.
③ From Nagoya (Limited Express Shirasagi, Hokuriku Shinkansen)	Approx. 2 hrs. 35 mins.